



SAILING INSTRUCTIONS (SIs) for 2025/26 WASZP Championships

Queensland States

4 – 6 April 2026

Australian Nationals

8 – 11 April 2026

Read with the SRDs ([here](#)) and NORs (see [event pages](#) on Racehub)

1. LOCATIONS

- 1.1 Signals made ashore will be displayed from the flagpole located on the veranda on the first floor of the clubhouse.
- 1.2 Signing sheets will be available at the desk outside the sailing office.
- 1.3 Protest hearing request forms to be submitted via the sailing office.

2. SCHEDULE OF RACES

- 2.1 The maximum of races to be sailed for each event is as follows:
 - Queensland State Championship; 12
 - Australian National Championship; 16

3. RACESENSE AND START SEQUENCE

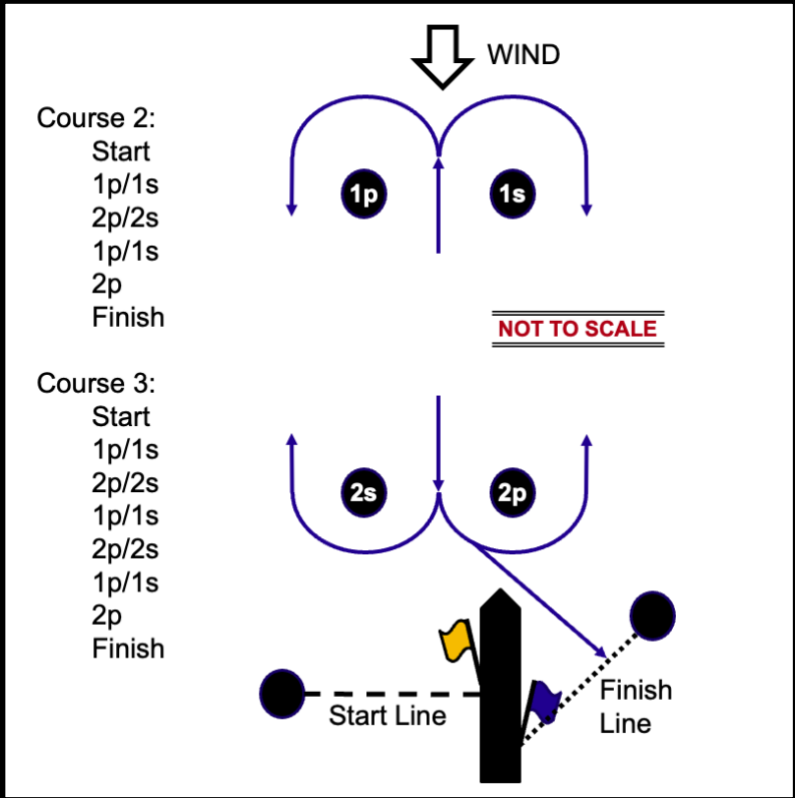
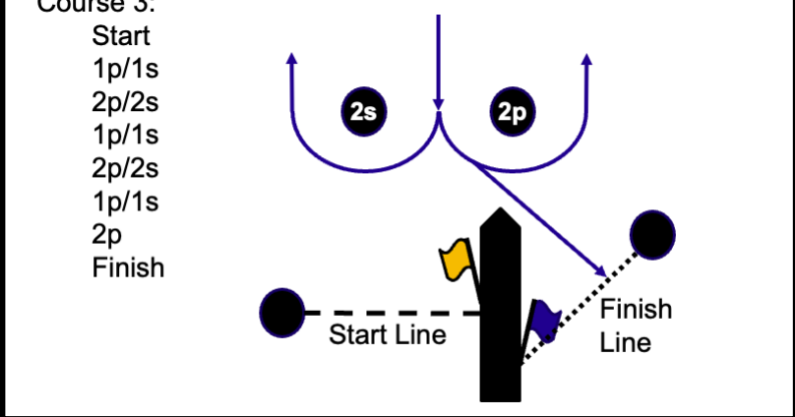
- 3.1 The Vakaros RaceSense system ("RaceSense") will be used by the race committee with the related information available to all competing boats.
- 3.2 Information provided by, or any alleged failure of, RaceSense or a Vakaros device shall not be grounds for redress. This changes RRS 61.4 (b).
- 3.3 The official start countdown will use RaceSense time and shall never be less than 5 minutes. Any signal flags used will only be for information. This changes RRS 26.
- 3.4 The visual signals in RRS 29 are replaced with RaceSense communication to inform boats On Course Side at the starting signal. This changes RRS 29.
- 3.5 Where the race committee displays flag O (Old school), SI3.1, 3.3 and 3.4 do not apply to that race. The start will use the 5 minute sequence as described in SRD 10.4.
- 3.6 Where the race committee displays flag R (for Re-boot), competitors shall restart their Vakaros device (switch off, wait 10 seconds and switch on). Flag R will be displayed for no less than 2 minutes. The next start countdown will not commence while Flag R is displayed.
- 3.7 Competitors shall perform firmware updates when requested by the OA.

4. GRAND PRIX FINISH

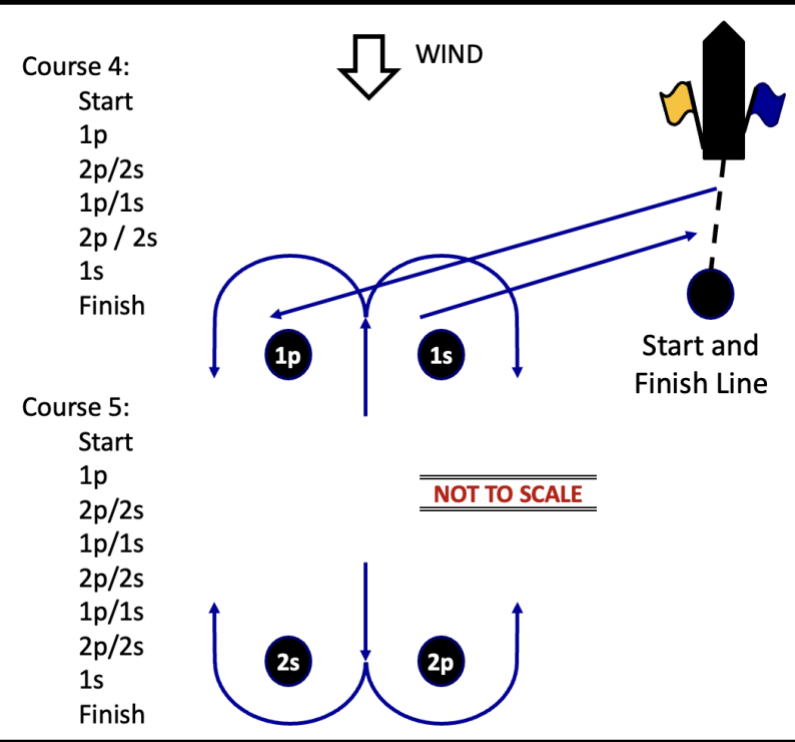
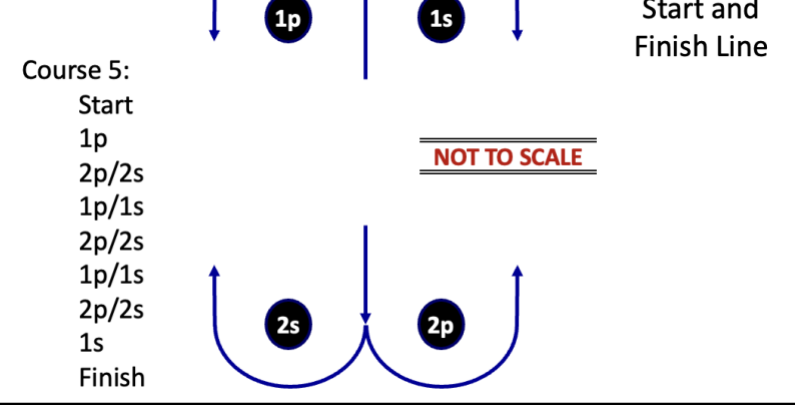
- 4.1 The Finish Flag will be a blue / purple "ISF" flag (to be on display at the first competitors briefing of each event). This changes SRD 12.2.

5. COURSES & MARKS

5.1 Windward Leeward Courses

<div style="border: 1px solid black; padding: 10px;"> <p>Course 2: Start 1p/1s 2p/2s 1p/1s 2p Finish</p>  <p style="text-align: center;">NOT TO SCALE</p> <p>Course 3: Start 1p/1s 2p/2s 1p/1s 2p/2s 1p/1s 2p Finish</p>  <p style="text-align: center;">NOT TO SCALE</p> </div>	MARK <i>(all inflatable)</i>	COLOUR
	Start Pin	Red with blue top
	1p and 1s	Orange
	2p and 2s	Orange
Finish	Black and White chequered	

5.2 Leeward Windward Courses

<div style="border: 1px solid black; padding: 10px;"> <p>Course 4: Start 1p 2p/2s 1p/1s 2p / 2s 1s Finish</p>  <p style="text-align: center;">NOT TO SCALE</p> <p>Course 5: Start 1p 2p/2s 1p/1s 2p/2s 1p/1s 2p/2s 1s Finish</p>  <p style="text-align: center;">NOT TO SCALE</p> </div>	MARK <i>(all inflatable)</i>	COLOUR
	Start Pin	Red with blue top
	1p and 1s	Orange
	2p and 2s	Orange
Finish	Red with blue top	