



WASZP ASIA PACIFIC CHAMPIONSHIPS 2025/2026

ROYAL QUEENSLAND YACHT SQUADRON LTD

578 Royal Esplanade, Manly, QLD 4179

6 - 10 January 2026

SAILING INSTRUCTIONS (SIs)

1 RULES AND OA

- 1.1 See NOR.
- 1.2 WICA approves the following change to the class rules in accordance with RRS87; Class Rule C.8.4 is changed such that "March" is replaced with "January".

2 SIGNALS MADE ASHORE

- 2.1 Signals made ashore will be displayed at the official flagpole located at the top of the Eastern Gangway of the Bill Kirby Docks.
- 2.2 When flag AP is displayed ashore and subsequently removed, the departure of boats and the timing of the warning signal will be subject to SI 2.3. This changes RRS Race Signals AP.
- 2.3 [NP][DP] Code flag D with one sound means "The warning signal will not be made less than 40 minutes after flag D is displayed unless the Race Committee reasonably deems that all boats intending to compete are in the course area and ready. In all cases the warning signal will not be earlier than the scheduled time." Boats shall not leave their berth until this signal is made.

3 COURSE AND CLASS FLAGS

- 3.1 The course to be sailed will be displayed on the signal vessel no later than the warning signal using a numeral pennant as set out in Appendices 1, 2 and 3.
- 3.2 Course diagrams in Appendices 1 and 2 and (when published) for the Distance race set out the courses including the approximate angles between legs, the order in which marks are to be passed and the side on which each mark is to be left.
- 3.3 The class flag will be a gold flag with the class insignia.

4 START SEQUENCE ALERT

- 4.1 To alert boats that a race will begin soon, the orange start line flag will be displayed with one sound approximately three minutes before the warning signal.

5 TIME LIMITS AND TARGET TIMES

- 5.1 Time limits and target times for each racing style are set out in Appendices 1, 2 and 3.
- 5.2 If no boat has passed the first mark within the Mark 1 Time Limit, the race will be abandoned.
- 5.3 Failure to meet the Target Time will not be grounds for redress. This changes RRS 61.4(b)(1).
- 5.4 The protest time limit is 60 minutes after the later of; the last boat finishing the last race of the day or no more racing today being signalled. The time will be posted on the official notice board.

6 HEARING REQUESTS

- 6.1 Hearing request forms can be submitted by lodging a 'protest hearing request' form via the sailing office within the protest time limit.
- 6.2 Notices will be posted no later than 20 minutes after the protest time limit to inform competitors of hearings in which they are parties or named as witnesses. Hearings will be held in the protest room, located by reception in the clubhouse.

7 SAFETY REGULATIONS [NP][DP]

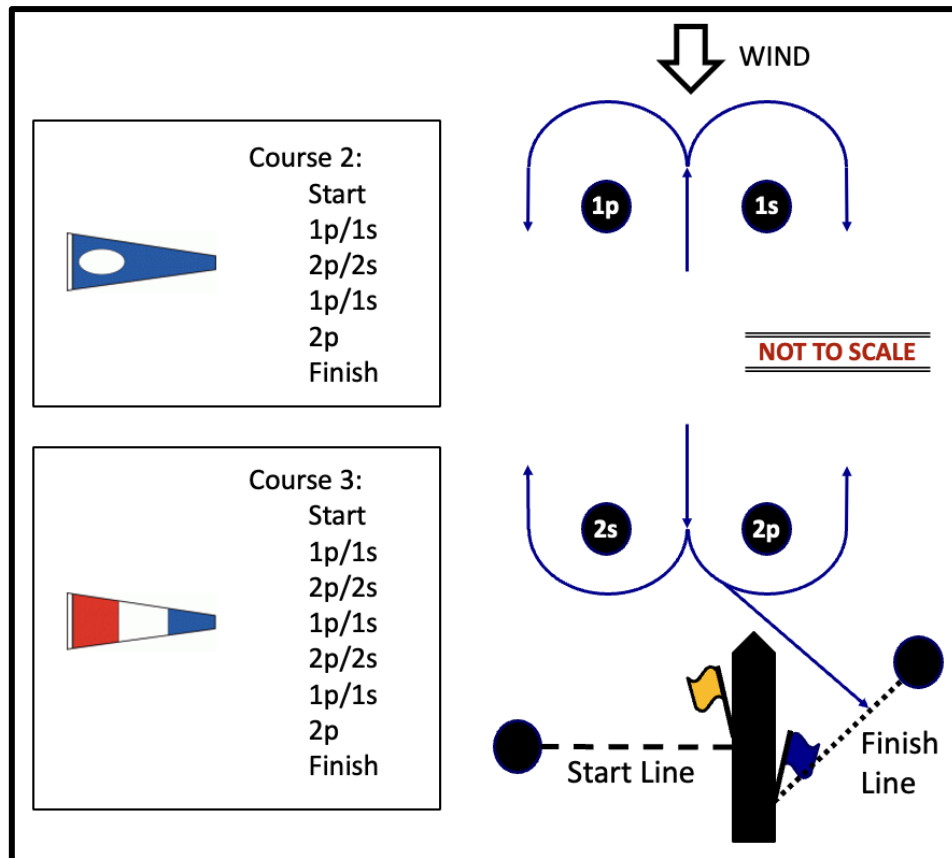
- 7.1 After finishing, boats shall continue at least 100m before stopping.
- 7.2 After finishing and while a Finishing Window is open, boats should avoid boats racing and shall not sail near the Finish Line.
- 7.3 A boat that retires from a race shall notify the race committee at the first reasonable opportunity.
- 7.4 All skippers shall SIGN ON before racing each day and SIGN OFF at the earliest possible time after the completion of racing (but not later than the end of protest time). The sign on will be available near the Sailing Office and the Main Rigging Lawn.

- 7.5 All Maritime Queensland Aquatic Event conditions must be followed including:
- 1.i.1 Participating boats shall not impede power driven vessels traversing Manly Boat Harbour and associated channels.
 - 1.i.2 Participating boats are to obey the gazetted speed limit in Manly Boat Harbour (6 knots).
- 7.6 No sailing vessel shall berth on or impede traffic to/from the RQYS fuel dock without permission from the RQYS Sailing or Marina Office.

APPENDIX 1; WINDWARD LEEWARD RACING

8 COURSES & MARKS

8.1 The course configuration is as follows:



8.2 Marks are inflatable with colours as follows:

Mark	Start Pin	1p and 1s	2p and 2s	Finish
Colour	Orange Teardrop	Orange Inflatable	Purple Inflatable	White Inflatable

9 START

9.1 The start line is between the staff displaying the orange flag on the Signal Vessel at the starboard end and the Start mark.

9.2 A boat that does not start within five minutes after her starting signal will be scored DNS without a hearing. This changes RRS A5.1 and A5.2.

10 FINISH

10.1 The Finish line is between the staff displaying a blue flag on the Signal Vessel and the Finish mark.

10.2 Grand Prix Finish

- 10.2.1 When the leading boat is in the vicinity of Mark 2p for the final time, the Signal Vessel will display the chequered Finish Flag with a sound signal. The Finishing Window opens when the leading boat crosses the Finish Line. The Signal Vessel will close the Finishing Window by removing the chequered Finish Flag at the earlier of the end of the finishing window time limit or when the last boat finishes. Boat's attention may be drawn to the state of the Finishing Window by vessels near Marks 2s/2p unofficially replicating finish flag movements.
- 10.2.2 All boats (a) completing a lap before the Finishing Window opens but failing to finish while it is open, or (b) crossing the Finish line while the Finishing Window is open, shall be deemed to have finished irrespective of the number of laps completed. Their race positions will be based on the order they either completed their last lap or crossed the Finish line, with those progressing furthest around course placing ahead. This changes RRS 28.1 and A4.
- 10.2.3 [DP] While the Finishing Window is open, all boats on a downwind leg shall round Mark 2p and sail to the Finish line. A boat approaching Marks 2s/2p while the Finishing Window is open shall not attempt a further lap.
- 10.2.4 If a boat is asked by an official vessel, it shall return to the starting area. Such boats will be scored in their last known position. This changes RRS 28.1, A5.1 and A5.2.

11 TIME LIMITS AND TARGET TIMES

11.1 See table below

Time Aspect	Mark 1 Time Limit	Target Time	Race Time Limit (see RRS 35)	Finishing Window (from time of 1 st Finisher)
Time (minutes)	15	20	40	10

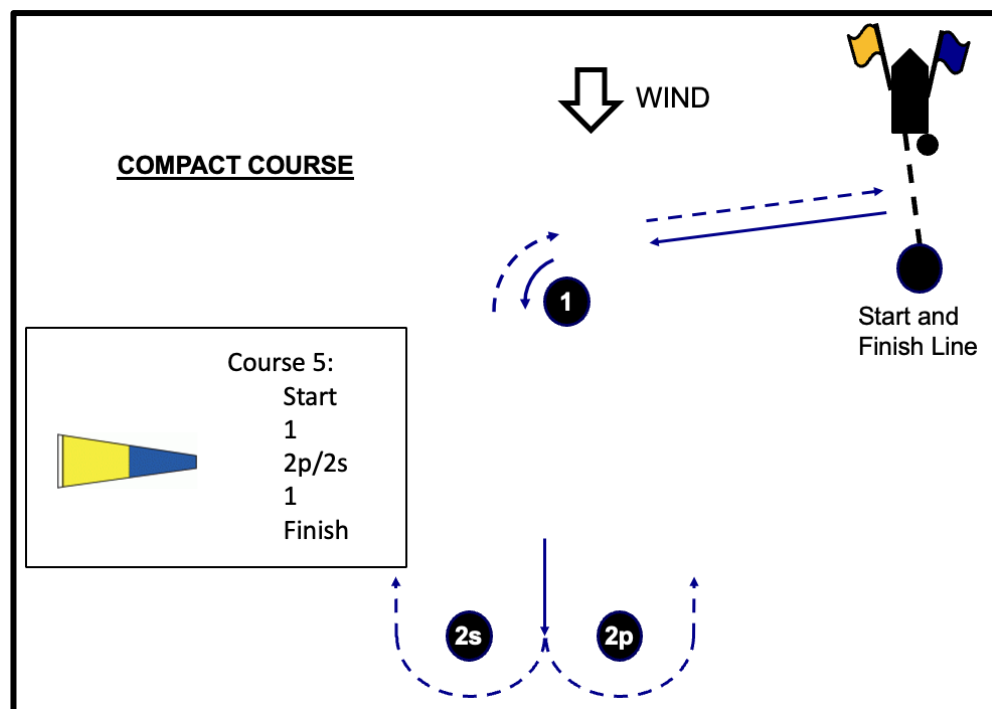
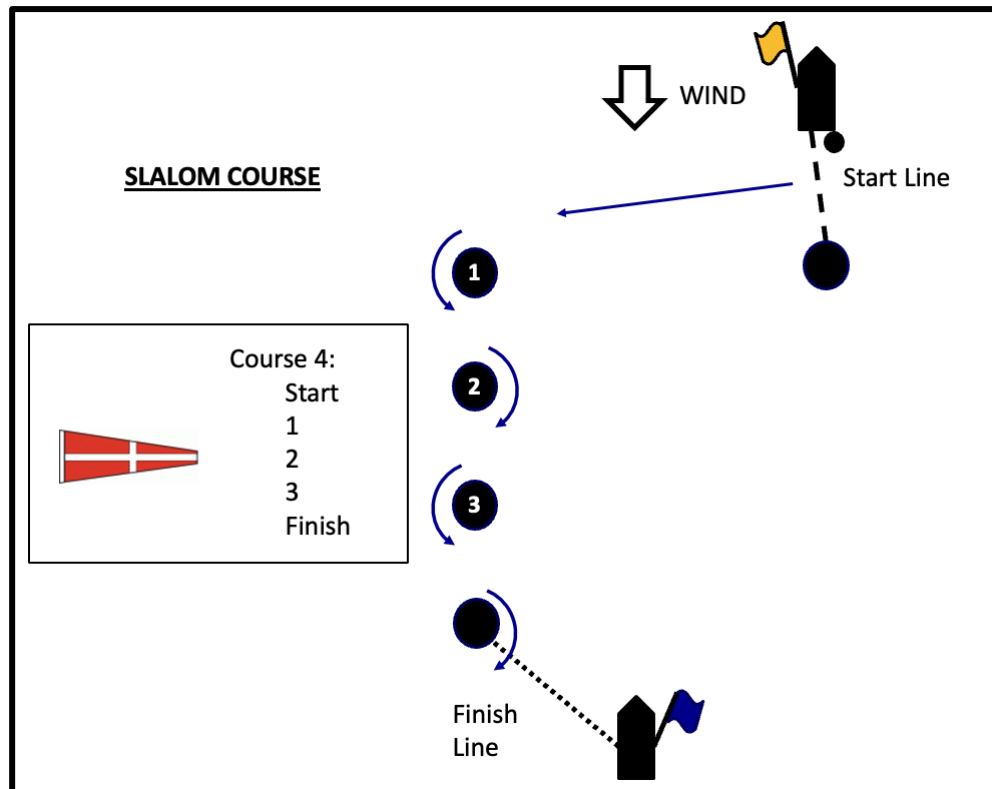
12 SHORTEN COURSE

- 12.1 When the Race Committee shortens the course by displaying flag S as the leader(s) approach the leeward gate (Marks 2p/2s), all boats shall round Mark 2p and proceed to finish at the Finish Line. Changes RRS 32.2(c). SI 10.2 (GP Finish) applies.

APPENDIX 2; SPRINT RACING

13 COURSES & MARKS

13.1 The course configurations are as follows:



13.2 Marks are inflatable with colours as follows:

Mark	Start Pin	1 and 3	2 or 2p and 2s	Finish
Colour	Orange Teardrop	Orange Inflatable	Purple Inflatable	White Inflatable

14 START

14.1 The start line is between the staff displaying the orange flag on the Signal Vessel at the starboard end and the Start mark.

14.2 All races will be started using RRS 26, modified as follows:

Signal	Flag Movement	Sound Signal	Minutes
Warning	Class Flag displayed	1	3
Preparatory	P, U or Black Flag displayed	1	2
One-minute	Preparatory Flag removed	1 long	1
Starting	Class Flag removed	1	0

14.3 A boat that does not start within two minutes after her starting signal will be scored DNS without a hearing. This changes RRS A5.1 and A5.2.

15 FINISH

15.1 The Finish line is between the staff displaying a blue flag on the Signal Vessel and the Finish mark.

16 TIME LIMITS AND TARGET TIMES

16.1 See table below

Time Aspect	Mark 1 Time Limit	Target Time	Race Time Limit (see RRS 35)	Finishing Window (from time of 1 st Finisher)
Time (minutes)	3	5	10	5

APPENDIX 3; DISTANCE RACING

17 COURSE & MARKS

17.1 The course configuration will be posted on the ONB prior to the day's competitor briefing. This will include:

- 17.1.1 Mark descriptions and how they must be rounded.
- 17.1.2 A Checkpoint line (which may be the Finish line).

18 START

- 18.1 The Course flag will be pennant number 1.
- 18.2 The start line is between the staff displaying the orange flag on the Signal Vessel at the starboard end and the Start mark.
- 18.3 A boat that does not start within ten minutes after her starting signal will be scored DNS without a hearing. This changes RRS A5.1 and A5.2.

19 FINISH

- 19.1 The Finish line is between the staff displaying a blue flag on the Finish boat and the Finish mark.
- 19.2 If the course configuration is such that the Checkpoint line is the Finish line, then:
 - 19.2.1 As the leading boat approaches the Finish, the Signal Vessel will display the chequered Finish Flag with a sound signal.
 - 19.2.2 The Finishing Window opens when the leading boat crosses the Finish Line. The Finish boat will close the Finishing Window by removing the chequered Finish Flag at the end of the Finishing Window time limit.
 - 19.2.3 When the Finishing Window opens, the Checkpoint line will no longer be operative; boats will finish as they cross the Finish line.
 - 19.2.4 Boats will be scored in the order they finish according to the following categories:
 - boats that sail the full course and finish, before
 - boats that cross the Checkpoint line but do not finish, before
 - boats that finish without crossing the Checkpoint line.
 - 19.2.5 Boats that do not cross the Checkpoint line or Finish line before the Finishing Window closes will be scored Did Not Finish.

19.3 If the course configuration is such that the Checkpoint line is not the Finish line, then:

19.3.1 boats will be scored in the order they finish according to the following categories:

- boats that cross the Checkpoint line, sail the full course and finish, before
- boats that cross the Checkpoint line but do not finish.

19.3.2 Boats that do not cross the Checkpoint line will be scored Did Not Finish.

19.4 SI 18.2 and 18.3 change RRS 28.1, A4, A5.1 and A5.2

20 TIME LIMITS AND TARGET TIMES

20.1 See table below

Time Aspect	Mark 1 Time Limit	Target Time	Race Time Limit <i>(see RRS 35)</i>	Finishing Window <i>(from time of 1st Finisher)</i>
Time (minutes)	N/A	40	80	20