



2026 WASZP GAMES

Pensacola Yacht Club



Results are final as of 17:10 on March 28, 2026

6.9 / 7.5 Class

Sailed: 18, Discards: 4, To count: 14, Entries: 22, Scoring system: Appendix A

Rank	Nationality	Sail Number	HelmName	Total	Nett	SCP	R1	R2	R3	R4	R5	R6	R7	R8	R9	R10	R11	R12	R13	R14	R15	R16	R17	R18
1st	NOR	2657	Martinius Melleby Hopstock	43.0	23.0		(4.0)	(3.0)	2.0	1.0	(6.0)	(7.0)	1.0	3.0	1.0	2.0	2.0	2.0	1.0	1.0	1.0	2.0	1.0	3.0
2nd	USA	3440	Pearl Lattanzi	56.0	33.0		1.0	1.0	1.0	2.0	2.0	2.0	(4.0)	4.0	(8.0)	4.0	(6.0)	1.0	3.0	4.0	(5.0)	4.0	3.0	1.0
3rd	USA	3255	Annie Sitzmann	122.0	58.0		3.0	6.0	3.0	(23.0 UFD)	(9.0)	3.0	(9.0)	9.0	3.0	1.0	4.0	3.0	2.0	(23.0 UFD)	6.0	6.0	7.0	2.0
4th	ESP	3570	Sol Lopez Navarro	112.0	65.0		6.0	(7.0)	6.0	(23.0 UFD)	(8.0)	6.0	6.0	6.0	6.0	(9.0)	7.0	5.0	5.0	2.0	3.0	1.0	2.0	4.0
5th	USA	3578	Casey Small	126.0	66.0		2.0	(11.0)	5.0	(23.0 UFD)	1.0	1.0	5.0	1.0	5.0	3.0	1.0	4.0	(11.0)	6.0	10.0	11.0	11.0	(15.0)
6th	CAN	3082	Callum Ruch	141.0	76.0		(23.0 DNC)	8.0	8.0	(23.0 UFD)	4.0	5.0	2.0	5.0	4.0	5.0	3.0	(9.0)	7.0	(10.0)	2.0	9.0	9.0	5.0
7th	CAN	3522	Henry Kriebler	144.0	84.0		7.0	9.0	(12.0)	5.0	7.0	10.0	3.0	2.0	2.0	(13.0)	10.0	(23.0 UFD)	4.0	5.0	4.0	7.0	(12.0)	9.0
8th	AUS	2961	Bridget Conrad	136.0	88.0		9.0	5.0	9.0	3.0	3.0	4.0	7.0	7.0	7.0	6.0	5.0	7.0	9.0	7.0	(11.0)	(14.0)	(13.0)	(10.0)
9th	USA	3247	Lucas Doran	175.0	116.0		5.0	2.0	4.0	9.0	(17.0)	12.0	11.0	(15.0)	10.0	12.0	(14.0)	8.0	(13.0)	12.0	7.0	3.0	10.0	11.0
10th	GER	3619	Julia Gebhard	186.0	119.0		12.0	4.0	11.0	4.0	11.0	(14.0)	(13.0)	13.0	13.0	11.0	(17.0)	6.0	6.0	11.0	(23.0 DNC)	5.0	4.0	8.0
11th	CAN	3526	Grace Poole	168.0	121.0		10.0	10.0	10.0	10.0	10.0	9.0	8.0	(11.0)	9.0	7.0	(13.0)	(11.0)	10.0	9.0	(12.0)	8.0	5.0	6.0
12th	SWE	3423	Liv Häggström	217.0	144.0		11.0	13.0	7.0	7.0	5.0	8.0	10.0	8.0	11.0	(23.0 DNC)	(15.0)	13.0	(18.0)	15.0	13.0	10.0	(17.0)	13.0
13th	SUI	3561	Lena Fries	244.0	171.0		(23.0 DNC)	14.0	(15.0)	8.0	(18.0)	11.0	12.0	14.0	12.0	8.0	8.0	15.0	12.0	13.0	15.0	(17.0)	15.0	14.0
14th	NED	3586	Ghislaine Van Empel	243.0	172.0		13.0	15.0	(16.0)	12.0	13.0	15.0	(16.0)	(16.0)	(23.0 DNC)	16.0	9.0	14.0	15.0	14.0	8.0	13.0	8.0	7.0
15th	USA	3536	Gaetan Ismael	253.0	176.0		14.0	12.0	(18.0)	13.0	14.0	13.0	(23.0 DNC)	(18.0)	17.0	(18.0)	11.0	10.0	8.0	8.0	9.0	15.0	14.0	18.0






Rank	Nationality	Sail Number	HelmName	Total	Nett	SCP	R1	R2	R3	R4	R5	R6	R7	R8	R9	R10	R11	R12	R13	R14	R15	R16	R17	R18
16th	USA	3248	Maya Kwasniewski	259.0	178.0		15.0	(18.0)	13.0	6.0	12.0	16.0	15.0	12.0	15.0	10.0	12.0	(23.0 UFD)	16.0	(23.0 UFD)	14.0	16.0	6.0	(17.0)
17th	USA	3535	Daniel Draper	264.0	183.0		8.0	16.0	14.0	15.0	16.0	17.0	(18.0)	10.0	14.0	(21.0)	16.0	12.0	14.0	3.0	(19.0)	12.0	16.0	(23.0 UFD)
18th	CAN	3684	Rachel Anderson	315.0	238.0	5.0	16.0	(19.0)	17.0	14.0	(19.0)	(19.0)	14.0	17.0	18.0	14.0	18.0	17.0	19.0	17.0	18.0	(20.0)	18.0	16.0
19th	ITA	3567	Francesco de Santis	343.0	252.0		17.0	(23.0 DNC)	(23.0 DNC)	11.0	21.0	20.0	(23.0 DNC)	(22.0)	19.0	20.0	19.0	16.0	20.0	16.0	16.0	19.0	19.0	19.0
20th	USA	2720	Madilyn Anderson	347.0	255.0		18.0	17.0	(23.0 RET)	17.0	20.0	21.0	20.0	21.0	21.0	17.0	(23.0 UFD)	19.0	17.0	(23.0 UFD)	17.0	18.0	(23.0 UFD)	12.0
21st	USA	2894	Halsey Carter	357.0	265.0		(23.0 DNC)	20.0	(23.0 RET)	18.0	15.0	18.0	17.0	20.0	16.0	15.0	20.0	18.0	21.0	(23.0 DNC)	21.0	(23.0 DNC)	23.0 DNC	23.0 DNC
22nd	USA	3435	Bodhi Rushin	363.0	273.0		(23.0 DNC)	21.0	19.0	16.0	(22.0)	(22.0)	19.0	19.0	20.0	19.0	21.0	20.0	(23.0 NSG)	18.0	20.0	21.0	20.0	20.0

8.2 Class

Sailed: 18, Discards: 4, To count: 14, Entries: 36, Scoring system: Appendix A

Rank	Nationality	Sail Number	HelmName	Total	Nett	SCP	R1	R2	R3	R4	R5	R6	R7	R8	R9	R10	R11	R12	R13	R14	R15	R16	R17	R18
1st	USA	5	Gavin Ball	121.0	30.0		1.0	2.0	1.0	2.0	2.0	1.0	(37.0 UFD)	3.0	4.0	3.0	2.0	(37.0 UFD)	1.0	2.0	5.0	1.0	(8.0)	(9.0)
2nd	ESP	6	Antonio Gasperini	96.0	35.0		4.0	4.0	5.0	1.0	(37.0 UFD)	3.0	4.0	(6.0)	3.0	(9.0)	3.0	1.0	(9.0)	1.0	1.0	3.0	1.0	1.0
3rd	ESP	2	Pablo Astiazaran Perez-Cela	63.0	36.0		(5.0)	1.0	3.0	(6.0)	3.0	(4.0)	3.0	2.0	(12.0)	2.0	4.0	3.0	3.0	3.0	2.0	2.0	3.0	2.0
4th	USA	3674	Thomas Sitzmann	136.0	42.0		3.0	3.0	2.0	(9.0)	(37.0 UFD)	2.0	1.0	1.0	2.0	1.0	1.0	4.0	(11.0)	4.0	(37.0 BSG)	4.0	7.0	7.0
5th	AUS	3263	Louis Tilly	116.0	75.0		2.0	6.0	4.0	3.0	4.0	(9.0)	7.0	(11.0)	5.0	5.0	6.0	5.0	8.0	7.0	(10.0)	7.0	(11.0)	6.0
6th	CAN	3538	Ethan Thompson	141.0	85.0	5.0	7.0	(16.0)	6.0	5.0	(12.0)	(15.0)	2.0	5.0	1.0	6.0	7.0	12.0	4.0	5.0	8.0	9.0	(13.0)	3.0
7th	ESP	3494	Pablo Franco	146.0	90.0		(13.0)	(18.0)	(11.0)	4.0	8.0	7.0	5.0	8.0	6.0	4.0	5.0	10.0	6.0	(14.0)	9.0	11.0	2.0	5.0
8th	FRA	3602	Matteo Chaboud	138.0	90.0		6.0	7.0	7.0	(11.0)	6.0	6.0	10.0	4.0	(14.0)	10.0	8.0	7.0	(12.0)	(11.0)	4.0	5.0	6.0	4.0
9th	SUI	3513	Alexandre Grognoz	151.0	101.0		8.0	10.0	10.0	(12.0)	1.0	5.0	11.0	(12.0)	10.0	8.0	9.0	2.0	7.0	9.0	6.0	(13.0)	5.0	(13.0)
10th	SUI	3374	Micha de Weck	195.0	128.0		(18.0)	11.0	(17.0)	14.0	(16.0)	11.0	6.0	13.0	7.0	12.0	10.0	11.0	2.0	8.0	3.0	8.0	12.0	(16.0)

Rank	Nationality	Sail Number	HelmName	Total	Nett	SCP	R1	R2	R3	R4	R5	R6	R7	R8	R9	R10	R11	R12	R13	R14	R15	R16	R17	R18
11th	FRA	3617	Hippolyte Gruet	219.0	132.0		(17.0)	8.0	14.0	7.0	(37.0 UFD)	10.0	(17.0)	14.0	11.0	(16.0)	11.0	8.0	10.0	6.0	13.0	6.0	4.0	10.0
12th	NZL	3675	Flinn Olson	255.0	152.0		9.0	5.0	8.0	8.0	7.0	21.0	8.0	16.0	(22.0)	(22.0)	20.0	6.0	5.0	10.0	(37.0 NSC)	14.0	15.0	(22.0)
13th	ESP	3493	Arturo Arauz	264.0	185.0		16.0	9.0	12.0	17.0	10.0	16.0	14.0	7.0	9.0	14.0	(19.0)	13.0	16.0	15.0	17.0	(18.0)	(18.0)	(24.0)
14th	GER	3111	Nick Schuler	296.0	192.0		19.0	15.0	13.0	19.0	(37.0 UFD)	13.0	9.0	17.0	8.0	7.0	13.0	19.0	(22.0)	13.0	12.0	15.0	(22.0)	(23.0)
15th	CAN	3577	Jackson Macaulay	289.0	197.0		10.0	(20.0)	16.0	13.0	9.0	(22.0)	15.0	15.0	(24.0)	(26.0)	15.0	17.0	19.0	18.0	16.0	12.0	14.0	8.0
16th	AUS	3487	Will Troop	307.0	202.0		12.0	12.0	9.0	16.0	(37.0 UFD)	20.0	19.0	(22.0)	19.0	(25.0)	(21.0)	16.0	15.0	12.0	11.0	10.0	19.0	12.0
17th	USA	2565	Dylan Tomko	321.0	205.0		20.0	(27.0)	15.0	21.0	5.0	8.0	12.0	9.0	17.0	11.0	14.0	(37.0 UFD)	20.0	(25.0)	(27.0)	19.0	17.0	17.0
18th	ESP	3181	Jorge Astiazaran Perez-Cela	363.0	215.0		14.0	13.0	18.0	23.0	(37.0 UFD)	12.0	16.0	21.0	26.0	13.0	12.0	9.0	14.0	17.0	7.0	(37.0 DNC)	(37.0 DNC)	(37.0 DNC)
19th	USA	3583	Leonardo Burnham	346.0	227.0		(26.0)	19.0	20.0	10.0	13.0	24.0	(30.0)	(37.0 DSQ)	15.0	17.0	18.0	15.0	13.0	19.0	14.0	(26.0)	16.0	14.0
20th	USA	3532	Jacob Lentz	367.0	244.0		11.0	14.0	(28.0)	15.0	(37.0 UFD)	25.0	21.0	25.0	23.0	(27.0)	(31.0)	14.0	17.0	16.0	15.0	20.0	10.0	18.0
21st	AUS	3673	Declan Reilly	398.0	266.0		(30.0)	24.0	21.0	20.0	(37.0 UFD)	14.0	18.0	18.0	13.0	19.0	16.0	(37.0 UFD)	18.0	21.0	18.0	(28.0)	21.0	25.0
22nd	USA	2703	James Hacket	402.0	283.0		15.0	22.0	25.0	24.0	(37.0 UFD)	23.0	23.0	(26.0)	16.0	15.0	17.0	23.0	(28.0)	(28.0)	22.0	17.0	20.0	21.0
23rd	USA	3250	Alden Gort	408.0	287.0		24.0	(31.0)	24.0	26.0	11.0	17.0	(29.0)	(29.0)	29.0	(32.0)	24.0	22.0	24.0	22.0	20.0	16.0	9.0	19.0
24th	AUS	2812	Max Nicholson	421.0	293.0		22.0	21.0	22.0	18.0	14.0	19.0	13.0	19.0	27.0	23.0	(37.0 UFD)	20.0	(31.0)	26.0	(31.0)	23.0	26.0	(29.0)
25th	USA	2136	Bryce Huntoon	421.0	302.0		(27.0)	(28.0)	26.0	25.0	20.0	26.0	20.0	24.0	20.0	18.0	23.0	(37.0 UFD)	(27.0)	20.0	25.0	21.0	23.0	11.0
26th	AUS	2787	Ashton Rawstron	453.0	330.0		(29.0)	26.0	29.0	(30.0)	18.0	(32.0)	27.0	20.0	25.0	21.0	28.0	21.0	23.0	(32.0)	19.0	22.0	24.0	27.0
27th	AUS	2000	Andrew McDougall	479.0	331.0		23.0	25.0	32.0	29.0	(37.0 UFD)	18.0	25.0	10.0	28.0	20.0	25.0	18.0	26.0	29.0	23.0	(37.0 DNC)	(37.0 DNC)	(37.0 DNC)
28th	USA	2890	Jaxon Hottinger	463.0	331.0		21.0	17.0	23.0	22.0	(37.0 UFD)	27.0	26.0	23.0	21.0	24.0	27.0	(37.0 UFD)	21.0	27.0	(28.0)	24.0	(30.0)	28.0
29th	CAN	3413	Sébastien Hubert	490.0	342.0		25.0	23.0	30.0	27.0	(37.0 UFD)	(37.0 UFD)	24.0	27.0	18.0	30.0	22.0	(37.0 UFD)	25.0	24.0	24.0	(37.0 DNC)	28.0	15.0
30th	AUS	3268	Jervis Tilly	495.0	365.0		(33.0)	29.0	(33.0)	(31.0)	15.0	31.0	31.0	30.0	(33.0)	28.0	30.0	24.0	29.0	23.0	21.0	27.0	27.0	20.0
31st	USA	3439	Harry Kaya Prager	514.0	384.0		28.0	(30.0)	27.0	28.0	(37.0 UFD)	30.0	22.0	(31.0)	30.0	29.0	29.0	25.0	(32.0)	30.0	26.0	25.0	29.0	26.0

Rank	Nationality	Sail Number	HelmName	Total	Nett	SCP	R1	R2	R3	R4	R5	R6	R7	R8	R9	R10	R11	R12	R13	R14	R15	R16	R17	R18
32nd	 USA	2266	David Myers Loring	563.0	415.0	5.0	32.0	32.0	19.0	33.0	17.0	28.0	32.0	(37.0 UFD)	32.0	34.0	32.0	26.0	33.0	31.0	29.0	(37.0 DNC)	(37.0 DNC)	(37.0 DNC)
33rd	 CAN	3523	Cameron Baird	560.0	419.0		(34.0)	(34.0)	31.0	(36.0)	(37.0 UFD)	29.0	28.0	28.0	31.0	31.0	26.0	27.0	30.0	33.0	32.0	29.0	32.0	32.0
34th	 AUS	3686	Ollie Schwarz	587.0	441.0		31.0	33.0	(35.0)	32.0	(37.0 UFD)	33.0	33.0	32.0	35.0	(37.0 DNC)	(37.0 DNC)	29.0	34.0	34.0	30.0	30.0	25.0	30.0
35th	 USA	3087	Zaak Beekman	592.0	448.0		(35.0)	(35.0)	34.0	35.0	19.0	34.0	(37.0 DNC)	33.0	34.0	33.0	33.0	28.0	35.0	35.0	33.0	(37.0 DNC)	31.0	31.0
36th	 USA	3080	Rick Wood	655.0	507.0		(37.0 DNC)	(37.0 DNC)	(37.0 DNC)	34.0	(37.0 DNC)	37.0 DNC	37.0 DNC	37.0 DNC	37.0 DNC	37.0 DNC	37.0 DNC	30.0	36.0	37.0 DNC	37.0 DNC	37.0 DNC	37.0 DNC	37.0 DNC

Sailwave Scoring Software 2.38.02

www.sailwave.com

www.pensacolayachtclub.org

cesar@pycflboard.com